

# ural\_and\_Mechanical\_Propertie s\_of\_CarbonCarbon\_Biocompos ites.pdf *by*

---

**Submission date:** 26-May-2023 12:30PM (UTC+0700)

**Submission ID:** 2102213487

**File name:** ural\_and\_Mechanical\_Properties\_of\_CarbonCarbon\_Biocomposites.pdf (1.04M)

**Word count:** 2685

**Character count:** 13146

PAPER • OPEN ACCESS

## Structural and Mechanical Properties of Carbon-Carbon Biocomposites

16

To cite this article: D Tahir *et al* 2019 *IOP Conf. Ser.: Mater. Sci. Eng.* **593** 012005

12

View the [article online](#) for updates and enhancements.

### You may also like

- 7 [Fabrication, microstructure and properties of C/C-ZrC composites prepared by an asphalt-Zr\(acac\)<sub>3</sub> precursor](#)  
Wenqiang Lin, Si'an Chen, Yong Li et al.
- 8 [Effect of layered double hydroxides addition on the ageing and self-healing properties of asphalt binder](#)  
Shiwen Bao, Quantao Liu, José Norambuena-Contreras et al.
- 6 [In situ characterization of morphological evolution and adhesion properties of ZnO/C nanosheet-modified asphalt under UV irradiation](#)  
Yanhui Ding, Shuangshuang Zhang, Xinnui Luo et al.



The Electrochemical Society  
Advancing solid state & electrochemical science & technology

243rd Meeting with SOFC-XVIII  
Boston, MA • May 28 – June 2, 2023  
Accelerate scientific discovery!

Learn More & Register

The advertisement features a dark blue background on the left with white and orange text. On the right, there is a photograph of a woman with blonde hair, wearing a black top and light-colored pants, smiling and looking at a laptop on a desk in a modern office setting.

## Structural and Mechanical Properties of Carbon-Carbon Biocomposites

D Tahir<sup>1\*</sup>, S Sattar<sup>1</sup>, S Fatimah<sup>1</sup>, N Rauf<sup>1</sup>, B Armynah<sup>1</sup>

Department of Physics, Hasanuddin University, Makassar 90245, Indonesia

\*Email: dtahir@fmipa.unhas.ac.id

**Abstract.** Carbon-carbon composites (C/C composites) have been synthesized from organic sawdust as a carbon filler material and carbon asphalt as matrix of composites. The structural and mechanical properties of carbon-carbon composites from sawdust-asphalt are focused in this experiment. The structural has been characterized by using FTIR, XRD and XRF. The mechanical properties has been resulted from hardness, strength, and attrition testing. According to XRF data, CaO is the main content from carbon filler in composite decrease with increasing carbon asphalt matrix and vice versa for SO<sub>3</sub> as the main content from carbon tar as a matrix. Changing structure of C/C composites indicated sawdust as carbon has been bound to asphalt as carbon composites. Beside this, adding carbon to carbon composites shows increasing hardness from 6,57 to 9,27 kg/mm<sup>2</sup>, strength of sample from 11,90 to 18,56 N/mm<sup>2</sup>, and decreasing attrition of material from 1,64 to 0,28 gr. According to the data shows that adding sawdust to asphalt makes increasing hardness and strength of C/C composites. It means that the C/C composites from organic material sources has a good material composites which has low degradation under high temperature, economically, and eco-friendly to apply in asphalt as material of road construction. It means that organic material very potential as a carbon-carbon composite materials for various applications.

### 18 1. Introduction

Carbon-carbon composites (C/C composites) are a family of composite materials which composed of fibrous substrates and chemically vapor deposited matrices [1]. The properties of this carbon are low density, high thermal conductivity and shock resistance, low thermal expansion and high modulus [2-4]. Carbon/carbon is mostly used in aerospace applications, mainly for aircraft disc brakes, and parts of rocket [1]. On the other hands, C/C uses as material coating to protective layers which will be impermeable to oxygen at 1000°C and above. Applying C/C composites silicon carbide [5] and boron nitride [6] give incomplete oxidation protection. It has been shown that C/C composites are effective in protecting against oxidation in air at temperatures up to 1000°C. The large strength-to-weight ratio and the retention of strength at high temperature make C/C composites attractive at high temperature structural materials.

The unique properties of C/C composites have attracted attention from many researchers to develop and deeply study of carbon-carbon composites, including developing a material sources of C/C composites. Several researcher have used a different material sources of C/C composite because it tolerated by other materials [7], such as coal tar pitches [8] and carbon nanotubes in a polystyrene matrix [9].

The aim of this work is to produce C/C composites using organic as material sources that has higher hardness and strength, low degradation. The characterization of C composites using by X-Ray Fluorescence (XRF), Fourier Transform Infra-Red (FTIR) and X-Ray Diffraction (XRD). The mechanical properties identified by hardness, strength, and attrition. In this experiment, we present a sustainable, inexpensive and eco-friendly approach of C/C composites.

## 2. Experimental

### 2.1. Preparation C/C composites

Firstly, C/C composite makes from wood waste (C) as material source of carbon and tar (CC) as material source of carbon composite. In this experiment, there are 3 different composition of C/C composite. The ratio of C/C composite 80:20 where 9 gram of C and 3,5 gram of CC, 70:30 means 8,75 gram of C and 3,75 gram of CC, 60:40 where 8,5 gram of C and 4 gram of CC.

### 2.2. Characterization

C/C composites have identified from structure and mechanical properties.

2.2.1. *Structure of C/C composites.* Characterized of physical properties by using X-Ray Fluorescence (XRF) to determining chemical composition, Fourier Transform Infra-Red (FTIR) to identifies chemical compounds and X-Ray Diffraction (XRD) to identification of a crystalline material and provide information on unit cell dimensions.

2.2.2. *Mechanical properties.* Mechanical properties of C/C composites contains three testing are:

- Hardness testing performed by using equipment based Brinell method. The result of this testing calculated by using formula below.

$$BHN = \frac{2P}{(\pi \cdot D)(D - \sqrt{D^2 - d^2})} \quad (1)$$

- Strength testing was tested using tensile machine based pressure formula.

$$P = \frac{F}{A} \quad (2)$$

- Attrition testing conducted compositely on disc rotating. Attrition can be seen from the mass changed. Changing of mass obtained by weighing the mass of the C/C composite before and after testing.

## 3. Result and Discussion

### 3.1. Structure of C/C composites

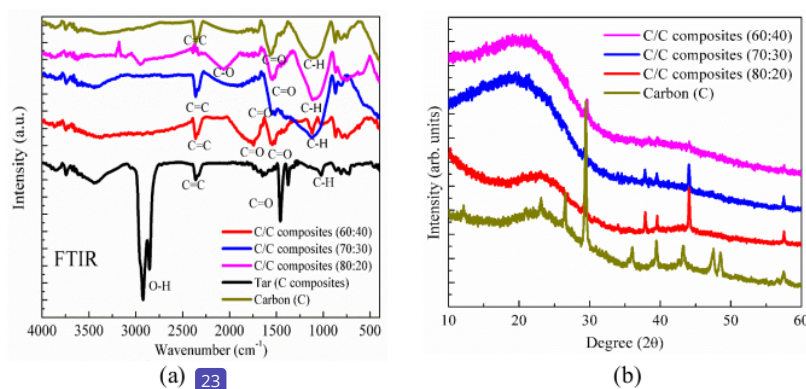
X-ray Fluorescence (XRF) spectrometry is a technique to determination of many major elemental compositions of earth materials. The composition of C/C composite determined by XRF shows on table below.

**Table 1.** Effect of carbon to carbon composite by X-ray Fluorescence spectrometry data.

Oxide (wt. %)	Sample				
	Wood Waste (C)	C:CC (80:20)	C:CC (70:30)	C:CC (60:40)	Tar (CC)
CaO	58.16	29.13	26.37	23.12	0.00
K <sub>2</sub> O	24.08	23.75	22.42	20.25	0.00
SiO <sub>2</sub>	6.57	4.95	4.52	2.87	0.00
P <sub>2</sub> O <sub>5</sub>	4.09	1.84	1.64	3.97	1.15
Fe <sub>2</sub> O <sub>3</sub>	5.18	3.39	2.25	2.83	0.03
SO <sub>3</sub>	0.00	36.33	42.26	45.74	98.49
LOI	1.92	0.61	0.54	1.22	0.33

Wood waste as material source of carbon contains 58,16% of CaO and 24,08% of K<sub>2</sub>O. Tar as material source of carbon composite contains 98,49% of SO<sub>3</sub>. Adding carbon composites to carbon makes decreasing composition of CaO and K<sub>2</sub>O but increasing SO<sub>3</sub>. It can be seen on different ratio of C/C composite respectively. Compositions of SO<sub>3</sub> on material C/C composites are 36,33%, 42,26%, and 45,74% on ratio 80:20, 70:30, and 60:40 respectively. Composition of CaO and K<sub>2</sub>O on material composites are 52,88%, 48,79%, and 43,37% with ratio 80:20, 70:30, and 60:40 respectively. This data shows that addition of carbon composites has impacted to the properties of carbon and vice versa. It indicated a material C/C composites can reduce degradation of tar properties. In the other side, composition of SiO<sub>2</sub> of carbon has decreased from 6,57% to 2,87% on ratio 60:40 of C/C composites.

Characterization of FTIR spectroscopy was used for identification of functional groups in material carbon from wood waste, C/C composites, and carbon composites from tar. As figure 1 shown, the curve carbon have a strong absorption peak around 2924 cm<sup>-1</sup> [10] which is the absorption peak of O=H and nothing on curves of C/C composites. This is mainly due to H<sub>2</sub>O molecules involved in the process of synthesis carbon from waste wood. The peak in 2363 cm<sup>-1</sup> is attribute to C=C absorption peak of aromatic ring and C=C stretching vibration appear between 1456 cm<sup>-1</sup> [11] and 1561 cm<sup>-1</sup> [12]. The peaks around at 1100 cm<sup>-1</sup> are attributed to aromatic C-H bending vibrations. However, the aromatic C-H absorption peak 1018 cm<sup>-1</sup> from carbon and at 1141 cm<sup>-1</sup> from C/C composites with ratio 60:40 are smaller than other curve. There may be having a polymerization reaction of compounds from carbon and carbon composites to form a multi-fused ring material [13].



**Figure 1.** Physical properties of C/C composites by (a) FTIR and (b) XRD data.

The effect of carbon composites for carbon that identified by FTIR on Figure 1a shows changing intensity at surface state area but not changed a molecular bonding. FTIR data for C/C composites with ratio 80:20 shows instability condition at peak 2300 cm<sup>-1</sup> changing a molecular bonding become C-O at

2062  $\text{cm}^{-1}$  due to the several carbonaceous particle not bonding with tar particle forming unstable bonding.

Figure 1b shows that carbon from wood waste has peak degree at 29,5 and 43,3. C/C composite with ratio 80:20 has peak degree at 29,2 and 44,0. C/C composite with ratio 70:30 has peak degree at 29,4 and 44,0. C/C composite with ratio has peak degree at 29,6 and 44,0. The intensity peak in XRD decreased with the increase of ratio carbon composite on carbon. Carbon from waste wood indicated a domination of amorphous structure than a crystallite. It impacts to structure of carbon as amorpho fully. It can be seen from peak of carbon reduce become amorphous structure for high amount of tar in C/C composite. This is not surprising due to the structure of tar is amorphous.

### 3.2. Mechanical properties of C/C composites

The characterizations of mechanical properties consist are hardness, strength, and attrition. Purpose of this experiment to identify a physical and mechanical properties from material composite from organic sources.

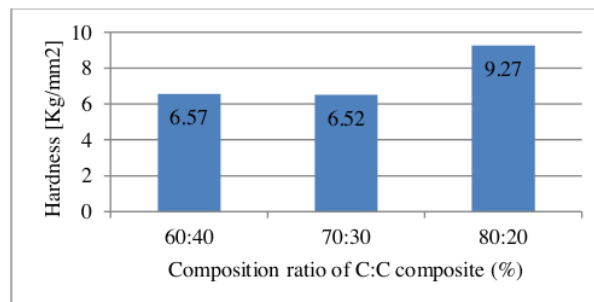


Figure 2. Graph of hardness testing result for C/C composites.

Changing composition of carbon-carbon composites impacts to hardness value. The result of hardness testing of C/C composites shows on Figure 2. Composition ratio 60:40 has 6,57  $\text{kg}/\text{mm}^2$ , 70:30 has 6,52  $\text{kg}/\text{mm}^2$  and 80:20 has 9,27  $\text{kg}/\text{mm}^2$ . According to the diagram shows that increasing a composition of carbon comparable to hardness value. It means that a dominant materials from carbon wood waste more hardly than other less composition of carbon.

Decrease of hardness of mechanical properties on C/C composite caused by cracking core of material is not come out on the surface materials. A mechanical properties a materials composites was not depend on reinforcing and adhesive materials, but the characteristic of bonding between carbon and the composite that using on the material C/C composit. Interaction of their component impacts to mechanical properties for system carbon composites. The effect of surface treatment is significant on the mechanical properties of the resulting composites [1]

Result of strength testing shows that 11,90  $\text{N}/\text{mm}^2$ , 12,02  $\text{N}/\text{mm}^2$ , and 18,56  $\text{N}/\text{mm}^2$  with ratio composition are 60:40, 70:30, and 80:20 respectively. According to the graph below, it shows increasing composition of carbon comparable to the compressive strength of C/C composites.

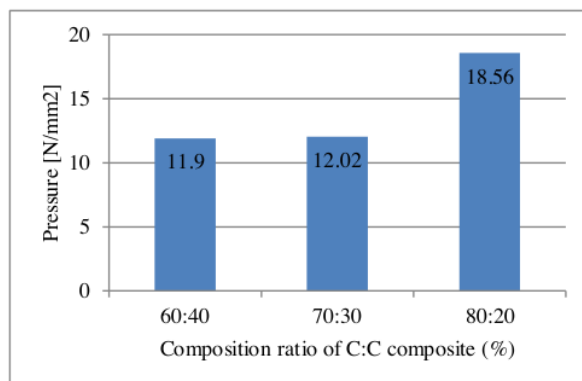


Figure 3. Graph of strength testing result for C/C composites.

The compressive strength not only depends to a micro-structure of material, such as pore and crack that occurs on carbonization process. The properties of carbon powder and deformations of materials on carbonization effects to the strength carbon composites. This caused likely other experiment that has reported [1, 14].

The attrition of sample was seen from mass changing before and after testing. Results of attrition testing with different ratio of composition carbon-carbon composite at 60:40, 70:30, and 80:20 are 1.64 gram, 1.24 gram and 0.28 gram. It show on figure below.

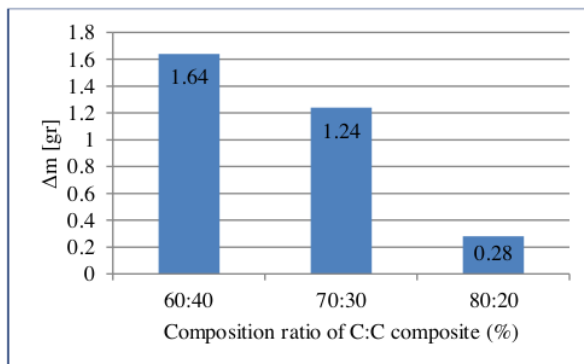


Figure 4. Graph of attrition testing result for C/C composites.

C/C composite with ratio 80:20 has low attrition at 0,28 gram. Changing micro structure of matrix carbon from densification process and thermal effect causes low attrition of material. Strong chemical bonds at the interface cannot provide a release mechanism, a weak interface adhesion resulted a crack. The processing cracks interphase initiated path from the interlaminar crack propagation [8].

#### 4. Conclusions

Carbon-carbon composites based organic as material sources has been synthesized. According to analytical data from physical and mechanical properties shows that the level absorbance of molecule C/C composite increasing significantly. It has impacts to instability of molecular bonding at C=C bonding and C-H bonding of C/C composites. Even though detects a different of wavenumber from FTIR data, but still shows same bonding. On the other hands, mechanical properties of C/C composites shows that increasing composition of carbon comparable to increase hardness and strength value but

decrease of attrition value. It indicated that organic material as material source of carbon is very potential to be C/C composites. This finding will lead to further research on applying C/C on industries.

### References

- [1] Windhorst T, Blount G 1997 *Mater. Des.* **18** pp 11–5
- [2] McKee D W 1987 *Carbon* **25** pp 551 – 7
- [3] Cheng L, Xu Y, Zhang L, Yin X 1999 *Carbon* **37** pp 977 – 81
- [4] Smeacetto F, Salvo M, Ferraris M 2002 *Carbon* **40** pp 583–7
- [5] Naslain R, Rossignol J, Hagenmuller O, Christin F, Heraud L, Choury J 1981 *Revue de chimie minerale* **18** p 544
- [6] Hannache H, Quenisset J, Naslain R, Heraud L 1984 *J. Mat. Sci.* **19** p 202
- [7] Fitzer E, Gadow R 1986 *Am. Ceram. Soc. Bull* **65** (2) p 326
- [8] Chollon G, Siron O, Takahashi J, Yamauchi H, Maeda K, Kosaka K 2001 *Carbon* **39** (20) pp 65–75.
- [9] Erik T Thostenson, Tsu W Chou 2002 *J. Phys. D: Appl. Phys.* **35** pp 77–80
- [10] Gao X, Lu Y, Zhang R, He S, Ju J, Liu M, Lia L, Chen W 2015 *J. Mater. Chem. C* **3** pp 2302–9
- [11] Sun D, Ban R, Peng H Zhang, Ge H Wu, Jian R Zhang, Jun J Zhu 2013 *Carbon* **64** (4) pp 24–34.
- [12] Zhu C, Zhai J, Dong S 2012 *Chem. Commun.* **48** p 9367.
- [13] Dang A, Li H, Li T, Zhao T, Xiong C, Zhuang Q, Shang Y, Chen X, Ji X 2016 *J. Anal. Appl. Pyrol.* **119** pp 18-23
- [14] Fitzer E, Huttner W 1981 *J. Phys. D: Appl. Phys.* **14** p 347

ORIGINALITY REPORT

---

**22%**  
SIMILARITY INDEX

%  
INTERNET SOURCES

**22%**  
PUBLICATIONS

%  
STUDENT PAPERS

---

PRIMARY SOURCES

---

- 1** Shogo CHINO, Gaku MURAKAMI, Motoharu KUSANO, Kizuku KUROSE, Yusuke SAKAMOTO, Kazuya SUZUKI, Masato SAKURAI, Ichiro UENO. "Behaviors of Liquid Partially Filled in Sealed Vessels under Normal Gravity Conditions – Toward On-orbit Experiment aboard the ISS –", International journal of microgravity science and application, 2023  
Publication **3%**
- 2** Alei Dang, Hao Li, Tiehu Li, Tingkai Zhao, Chuanyin Xiong, Qiang Zhuang, Yudong Shang, Xudong Chen, Xianglin Ji. "Preparation and pyrolysis behavior of modified coal tar pitch as C/C composites matrix precursor", Journal of Analytical and Applied Pyrolysis, 2016  
Publication **3%**
- 3** S. Sembiring, A. Riyanto, I. Firdaus, Junaidi, R. Situmeang. "Effect of calcination temperature on silica-asphalt composite properties using amorphous rice husk silica", Journal of Physics: Conference Series, 2021 **2%**

4

Torsten Windhorst, Gordon Blount. "Carbon-carbon composites: a summary of recent developments and applications", Materials & Design, 1997

Publication

---

2%

5

McKee, D.W.. "Oxidation behavior and protection of carbon/carbon composites", Carbon, 1987

Publication

---

1%

6

Rui Liu, Ning Lun, Yong-Xin Qi, Hui-Ling Zhu, Yu-Jun Bai, Jian-Qiang Bi. "Synthesis of hollow carbon sphere/ZnO@C composite as a light-weight microwave absorber", Journal of Physics D: Applied Physics, 2011

Publication

---

1%

7

Irina Hussainova, Tatevik Minasyan, Le Liu, Sofiya Aydinyan. " ZrC-TiC-MoSi ceramic composite by spark plasma sintering ", Journal of Physics: Conference Series, 2020

Publication

---

1%

8

A M Al-Sabaeei, M Napiah, M Sutanto, W Alaloul, Yusoff, A A S Ghaleb. "Prediction of Rheological Properties of Bio-asphalt Binders Through Response Surface Methodology", IOP Conference Series: Earth and Environmental Science, 2020

Publication

---

1%

9	Jian-Feng, H.. "Influence of the preparation temperature on the phase, microstructure and anti-oxidation property of a SiC coating for C/C composites", Carbon, 2004 Publication	1 %
10	"Composite Materials Engineering, Volume 2", Springer Science and Business Media LLC, 2018 Publication	1 %
11	Kraiwattanawong, K.. "Low-cost production of mesoporous carbon/carbon composite cryogels", Carbon, 201109 Publication	1 %
12	V E Kopylov, L A Nikolaeva. "Assessment of Corrosion Resistance of Asphalt Concrete with Mineral Powders from Local Raw Materials", IOP Conference Series: Materials Science and Engineering, 2021 Publication	1 %
13	N. Iwamoto. "Effect of boron ion implantation on oxidation resistance of CVD-SiC coated 2D-C/C composites", 1998 International Conference on Ion Implantation Technology Proceedings (Cat No 98EX144) IIT-98, 1998 Publication	1 %
14	Dahlang Tahir, Sultan Ilyas, Bualkar Abdullah, Bidayatul Armynah, Kyousik Kim, Hee Jae	<1 %

Kang. "Modification in electronic, structural, and magnetic properties based on composition of composites Copper (II) Oxide (CuO) and Carbonaceous material", Materials Research Express, 2018

Publication

---

15

Dang, Alei, Hao Li, Tiehu Li, Tingkai Zhao, Chuanyin Xiong, Qiang Zhuang, Yudong Shang, Xudong Chen, and Xianglin Ji. "Preparation and pyrolysis behavior of modified coal tar pitch as C/C composites matrix precursor", Journal of Analytical and Applied Pyrolysis, 2016.

Publication

---

16

N. Ravinder, N. Rajesh, V. Kantha Rao, T. Praveen, M. Sridhar. "RETRACTED: Diabetes Prediction Using Biosensors", IOP Conference Series: Materials Science and Engineering, 2020

Publication

---

17

Vijaykumar Nekkanti, Venkateswarlu Vabalaboina, Raviraj Pillai. "Chapter 22 Drug Nanoparticles - An Overview", IntechOpen, 2012

Publication

---

18

V. K. Srivastava. "Oxidation Behavior of C/C-SiC Composites in open Atmosphere",

<1 %

<1 %

<1 %

<1 %

# Ceramic Engineering and Science

Proceedings, 12/15/2008

Publication

---

19

Gao, P.. "Model-free kinetics applied to the oxidation properties and mechanism of three-dimension carbon/carbon composite", Materials Science & Engineering A, 20060925

Publication

---

20

Li, J.. "Study of the infiltration and mechanical behavior of C/C composites prepared by ECVI", Materials Science & Engineering A, 20080515

Publication

---

21

Qura Tul Ain, Abeer Al-Modlej, Abeer Alshammari, Muhammad Naeem Anjum. "Effect of solvents on optical band gap of silicon-doped graphene oxide", Materials Research Express, 2018

Publication

---

22

Wu, X.. "Mechanical properties investigation of carbon/carbon composites fabricated by a fast densification process", Materials and Design, 201104

Publication

---

23

Wenqiang Lin, Si'an Chen, Yong Li, Yan Jia, Yong Pan, Haifeng Hu. " Fabrication, microstructure and properties of C/C-ZrC

<1 %

<1 %

<1 %

<1 %

<1 %

composites prepared by an asphalt-Zr(acac)  
precursor ", Materials Research Express, 2018

Publication

---

24

Park, S.J.. "Studies on the mechanical and  
mechanical interfacial properties of carbon-  
carbon composites impregnated with an  
oxidation inhibitor", Carbon, 2003

Publication

---

<1 %

---

Exclude quotes      On

Exclude matches      < 4 words

Exclude bibliography      On